

RAE-105

Portable Veterinary Endoscope

**Lightness:**

Less than 1kg. Ensures maneuverability and ease of use, reducing operator fatigue during prolonged procedures.

Efficiency:

Quick and smooth diagnosis and treatment. Reduce operational difficulty and surgical time.

Durability:

Flexible tube undergoes rigorous aging tests. Designed for over 25,000 bends, guaranteeing long-term reliability.

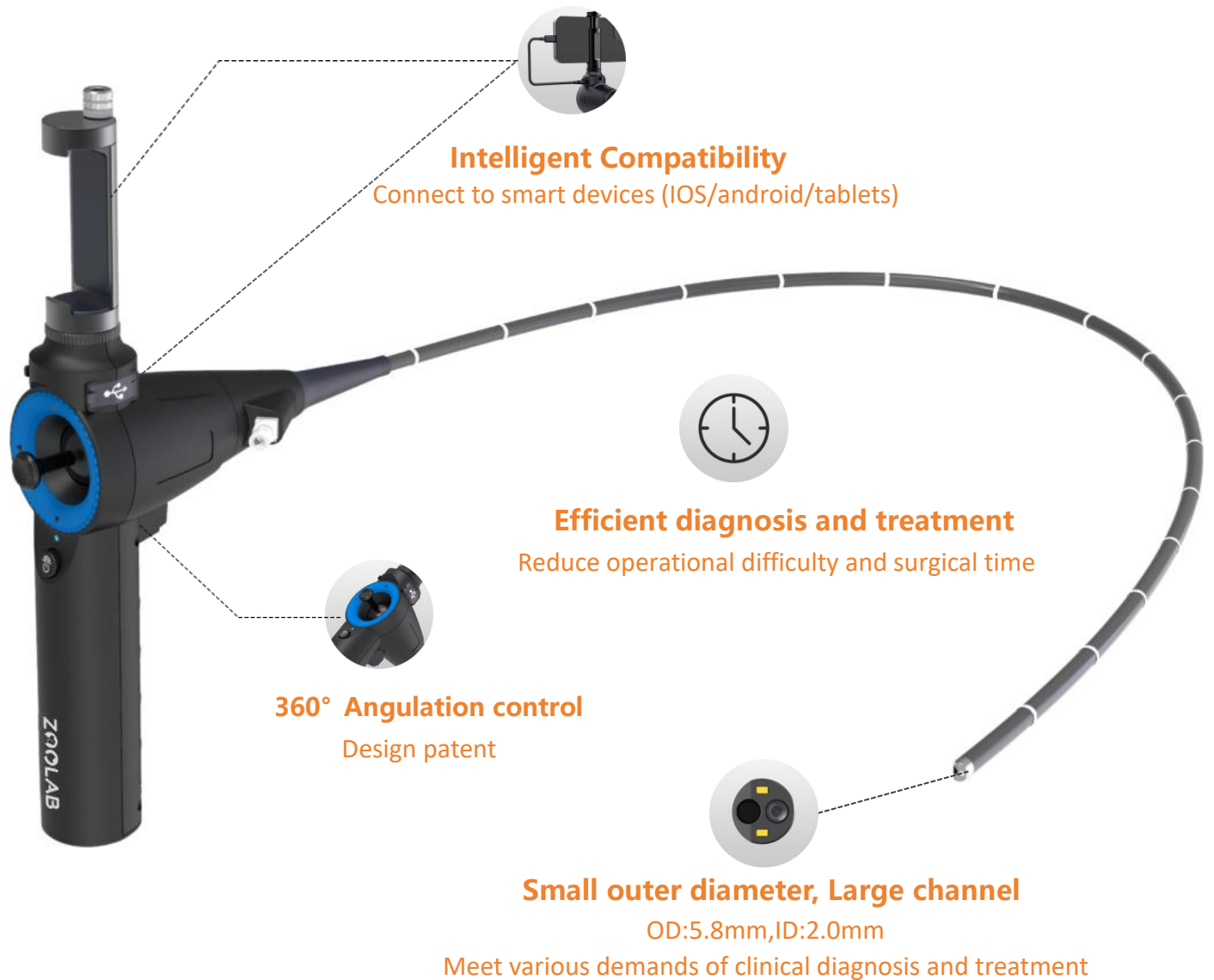
Power source:

Endoscope operates without internal electric power, drawing power from the user's mobile phone.

PRODUCT APPLICATION

The product is suitable for lung lavage, foreign body removal, respiratory endoscopy, biopsy and minimally invasive surgery of animals.





Intelligent Compatibility
Connect to smart devices (IOS/android/tablets)

Efficient diagnosis and treatment
Reduce operational difficulty and surgical time

360° Angulation control
Design patent

Small outer diameter, Large channel
OD:5.8mm,ID:2.0mm
Meet various demands of clinical diagnosis and treatment

TECHNICAL PARAMETERS

Model	Outer diameter	Inner diameter	Working Length	Bending angle	Steering direction	Pixels	Depth of field	Field angle
RAE-105	5.8mm	2.0mm	750mm	180°	360°	1,000,000	7~100mm	120°

Accessories: Foreign body forceps, Y-shape valve, Luer three-way connector, cleaning brush and etc.

Foreign body removal - parrot

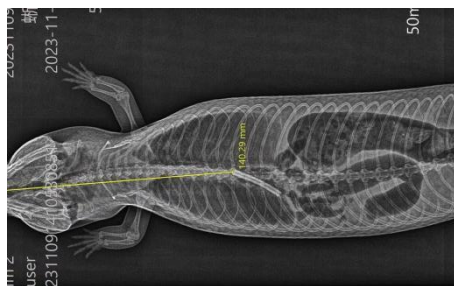


☒ The parrot accidentally swallowed an unknown object inside its body.




☑ Use RAE-105 veterinary endoscope to remove the unknown object easily and successfully.

Foreign body removal - lizard



☒ The lizard accidentally swallowed an unknown object inside its body.



☑ Use RAE-105 veterinary endoscope to remove the unknown object easily and successfully.