

## +Introduction

**Feline Coronavirus (FCoV)** is a common viral infection in cats. It generally causes asymptomatic infection, but can cause mild diarrhea. Most cats infected with a FCoV eliminate virus following infection, but some cats may develop a persistent infection. These cats are generally asymptomatic, can shed large amounts of virus in feces, and serve as a continual source of infection for other cats in the environment. Continual circulation of FCoV within a cat population may increase the chance that a virulent FIP strain might emerge.

**The FCoV Ag Rapid Test Kit** use chromatographic immunoassay for the qualitative detection of feline coronavirus antigen in feces. Sample to be tested is loaded to the sample pad, and then capillary flow along on the test strip. The detection antibody is coupled with colloidal gold as conjugate will mix with the sample fluid. Where FCoV antigen is present, a complex is formed by FCoV antigen and colloidal gold labelled antibody. The labelled antigen-antibody complex is then bound by a second 'capture-antibody' that recognizes the complex, and which is immobilized as T line on the test strip. A positive result therefore generates a visible wine-red line of antigen-antibody complex. A wine-red C line will appear to confirm the test is operated correctly.

## +Components

1	FCoV Test Device	10
2	Flocked Swab	10
3	Dilution Buffer with Dropper	10
4	Reagent Rack	1
5	Instruction	1

## +Notice


- 1) Use for in-vitro diagnostic purposes only.
- 2) Collected sample should be test as soon as possible.
- 3) Make sure sample is collected and extracted correctly, to avoid false result.
- 4) Use within 10 minutes after opening the pouch because the test kit is very sensitive to moisture and its effect may diminish. DO NOT use the test device if its foil pouch is broken.
- 5) Be careful of not touching the result window.
- 6) For testing, the buffer included should be used.
- 7) Avoid bubble when dropping sample to the device.
- 8) Deal with specimen carefully. They can deliver unknown virus or infectious bacteria.
- 9) Use disposable gloves when you suspect the infection caused by specimen. And wash your hands later.
- 10) Make sure the used test device is treated properly according to the local biosafety regulations.

## +Storage and Stability

- 1) Store the test kit at 2~30°C. DO NOT FREEZE.
- 2) Do not store the test kit in the direct sunlight.
- 3) The test kit is stable within the expiration date marked on the package label.

## +Collection and Preparation of Sample

- 1) Canine feces swab should be used for this test.
- 2) The samples should be tested immediately after collection.
- 3) The amount of feces on the swab may

affect results. The correct amount of feces is indicated in the picture below. 

An excessive amount of feces may cause a false positive result and slow sample migration.

## +Test Procedure

1) Collect fresh feces samples by swab, avoid dry feces. To test Coronavirus in feline without diarrhea symptom, collect sample from rectum directly.



2) Insert swab into buffer tube and stir to make sample released sufficiently, squeeze out the fluid in swab on the test tube wall as much as possible and discard the swab.



3) Mount the dropper on the buffer tube.



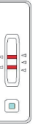
4) Take out the test device from the foil pouch and put on a flat surface, add 5 drops of samples into sample well marked "S" on the device.



5) Place the device on a flat surface upward and wait for 10-15 minutes. During this period, wine-red fluid flow over the membrane inside the window can be observed. If no flow is observed, gently press the position between sample well and window to help the fluid flow.



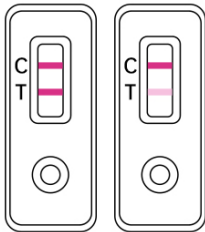
6) Read the result of color change in T line and C line within 15 minutes. Color change after 15 minutes is not valid result.



## +Interpretation of the Result

### 1) Positive result

Wine-red color line appeared on both T and C line, indicate specimen contains FCoV virus antigen.



### 2) Negative result

No color appeared on T line, wine-red color appeared on C Line. Indicate FCoV antigen concentration is out of test's limit, further clinical approach may be considered.



### 3) Invalid result

No color appears on C Line. Indicate something wrong with the test kit or operation. The result shall not be considered as valid.

